

GOVERNMENT OF TELANGANA  
DEPARTMENT OF AGRICULTURE

By RP

From:  
Sri K.Siva Prasad, M.Sc.(Ag.),  
Dy. Director of Agriculture (PIO),  
O/o C&DA, Telangana, Hyderabad.

To:  
✓ Sri Kareem Ansari,  
Yugantars (W37SKPSC),  
3-4-142/6, Barkatpura,  
Hyderabad,  
Pin No.500027.

Letter No.RTI (3)408/2018, Dt:07.09.2018.

Sir

Sub: RTI ACT-2005-Request to provide information as sought by  
Sri Kareem Ansari, R/o Hyderabad – information  
furnished -Reg.

Ref: 1. The Dept. of Agriculture, Cooperation & Farmers Welfare,  
Ministry of Agriculture and Farmers welfare, Shastri Bhavan,  
New Delhi along with online application of Sri Kareem Ansari,  
R/o Hyderabad, Dt: 20.06.2018.

2. U.O.Note.Credit/11/2015, Dt: 18.08.2018 of the  
Extension section of this office.

3. U.O.Note.No.Plg.(4)8/2016, Dt: 27.08.2018 of the Planning  
section.

\*\*\*\*\*

With reference to your letter 1<sup>st</sup> cited, it is to inform that the information  
received vide reference 2<sup>nd</sup> and 3<sup>rd</sup> cited is forwarded herewith.

Encl: (As above)

Yours faithfully

S. Siva Prasad  
27/9/18  
Public Information Officer &  
(DDA Seeds)

S. Siva Prasad

No. RTI (3) 408/2018

9

No.Credit/11/2015

O/o Commissioner & Director of Agriculture

Dt: 13-8-2018

Telangana, Hyderabad

**U.O NOTE**

Sub: RTI Act 2005- Information sought by Sri.Kareem Ansari, R/o  
Hyderabad- Information furnished – Reg.

Ref: U.O Note No. RTI (3) 408/2018 dt:13.08.2018 of this office.

\*\*\*\*\*

It is to inform that this section is attending the crop loan disbursement to farmers through SLBC & banks throughout the State (Copy of (5) years credit data enclosed).

Regarding farmers suicides the district wise data from 2014-2017 obtained from Revenue department is also being enclosed.

The Crop loans of Rs.16124.374 Crores have been waived off covering 35.29 lakh farmers.

RTI  
banks  
29/8/18

Subh  
18/8/18

Dy. Director of Agriculture (Extn)


To,  
✓ The RTI section of this office.

440  
29.8.18



**Statement showing the details of Crop Loan Disbursement during last (4) years in  
Telangana State**

| S.No | Year    | Season       | Target          | Achievement     | Percentage    | No. of Farmers | Remarks |
|------|---------|--------------|-----------------|-----------------|---------------|----------------|---------|
| 1    | 2014-15 | Kharif       | 12389.70        | 7816.84         | 63.09%        | 1393301        |         |
|      |         | Rabi         | 6328.25         | 10603.04        | 167.55%       | 1389248        |         |
|      |         | <b>Total</b> | <b>18717.95</b> | <b>18419.88</b> | <b>98.41%</b> | <b>2782549</b> |         |
| 2    | 2015-16 | Kharif       | 18092.68        | 12938.74        | 71.51%        | 2222504        |         |
|      |         | Rabi         | 9707.48         | 10461.58        | 107.77%       | 1422438        |         |
|      |         | <b>Total</b> | <b>27800.16</b> | <b>23400.32</b> | <b>84.17%</b> | <b>3644942</b> |         |
| 3    | 2016-17 | Kharif       | 17460.81        | 15205.40        | 87.08%        | 2250714        |         |
|      |         | Rabi         | 11640.00        | 11077.00        | 95.16%        | 1352715        |         |
|      |         | <b>Total</b> | <b>29100.81</b> | <b>26282.40</b> | <b>90.32%</b> | <b>3603429</b> |         |
| 4    | 2017-18 | Kharif       | 23851.5         | 21731.16        | 91.11%        | 2620789        |         |
|      |         | Rabi         | 15901           | 7261            | 45.66%        | 350047         |         |
|      |         | <b>Total</b> | <b>39752.5</b>  | <b>28992.16</b> | <b>72.93%</b> | <b>2970836</b> |         |

  
 Dy. Director of Agriculture (East)

**Statement showing the details of farmers suicides in  
Telangana State from 2-6-2014 to 30-11-2017 year wise**

| S.No | Name of the District  | 2014       | 2015       | 2016       | 2017      | Total       |
|------|-----------------------|------------|------------|------------|-----------|-------------|
| 1    | <b>Adilabad</b>       | 13         | 31         | 16         | 3         | 63          |
| 2    | Mancherial            | 0          | 1          | 1          | 0         | 2           |
| 3    | Nirmal                | 3          | 10         | 7          | 1         | 21          |
| 4    | KB Asifabad           | 3          | 5          | 1          | 0         | 9           |
| 5    | <b>Nizamabad</b>      | 0          | 12         | 4          | 0         | 16          |
| 6    | Kamareddy             | 0          | 8          | 3          | 0         | 11          |
| 7    | <b>Karimnagar</b>     | 8          | 25         | 11         | 1         | 45          |
| 8    | Jagityal              | 0          | 3          | 5          | 2         | 10          |
| 9    | Peddapalli            | 0          | 6          | 1          | 1         | 8           |
| 10   | Siricilla             | 11         | 13         | 1          | 0         | 25          |
| 11   | <b>Khammam</b>        | 7          | 17         | 14         | 0         | 38          |
| 12   | Kothagudem            | 3          | 6          | 2          | 0         | 11          |
| 13   | <b>Medak</b>          | 6          | 15         | 1          | 0         | 22          |
| 14   | Sangareddy            | 53         | 48         | 14         | 0         | 115         |
| 15   | Siddipet              | 30         | 37         | 18         | 3         | 88          |
| 16   | <b>Mahabubnagar</b>   | 29         | 27         | 7          | 0         | 63          |
| 17   | Nagarkurnool          | 21         | 7          | 2          | 0         | 30          |
| 18   | Wanaparthy            | 4          | 14         | 6          | 0         | 24          |
| 19   | Gadwal                | 0          | 4          | 1          | 0         | 5           |
| 20   | <b>Nalgonda</b>       | 52         | 60         | 55         | 2         | 169         |
| 21   | Suryapet              | 1          | 6          | 2          | 0         | 9           |
| 22   | Yadadri               | 6          | 15         | 6          | 6         | 33          |
| 23   | <b>Rangareddy</b>     | 21         | 45         | 11         | 3         | 80          |
| 24   | Medchal               | 0          | 0          | 0          | 0         | 0           |
| 25   | Vikarabad             | 14         | 36         | 19         | 6         | 75          |
| 26   | <b>Warangal ( R )</b> | 17         | 15         | 1          | 0         | 33          |
| 27   | Warangal (U)          | 35         | 20         | 6          | 0         | 61          |
| 28   | Bhupalapally          | 0          | 6          | 0          | 0         | 6           |
| 29   | Janagoan              | 1          | 10         | 1          | 0         | 12          |
| 30   | Mahabubabad           | 0          | 2          | 2          | 1         | 5           |
|      | <b>Grand Total</b>    | <b>338</b> | <b>504</b> | <b>218</b> | <b>29</b> | <b>1089</b> |

*Sd/-*  
D. 10. 11. 2017 (Sd/-)



**Statement showing the details of farmers suicides in Telangana State from 2012-2013 year wise**

| <b>S.No</b> | <b>Name of the District</b> | <b>2012</b> | <b>2013</b> | <b>Total</b> |
|-------------|-----------------------------|-------------|-------------|--------------|
| 1           | Adilabad                    | 20          | 0           | 20           |
| 2           | Karimnagar                  | 9           | 0           | 9            |
| 3           | Khammam                     | 0           | 0           | 0            |
| 4           | Mahabubnagar                | 18          | 4           | 22           |
| 5           | Medak                       | 50          | 38          | 88           |
| 6           | Nalgonda                    | 9           | 18          | 27           |
| 7           | Nizamabad                   | 0           | 0           | 0            |
| 8           | Ranga Reddy                 | 10          | 0           | 10           |
| 9           | Warangal                    | 0           | 0           | 0            |
|             | <b>Total</b>                | <b>116</b>  | <b>60</b>   | <b>176</b>   |

*Sub*  
 Dy. Director of Agriculture (Ext)  
 16/6/18

No. RTI (3) 408 / 2017

No.Plg(4)8/2016  
Dt: 27-08.2018

O/o Commissioner of Agriculture,  
Telangana, Hyderabad.

U.O.NOTE

**Sub:** RTI ACT 2005 –Request to provide information as sought by Sri. Kareem Ansari,  
R/o. Hyderabad –Information – Requested - Reg.


**Ref:** U. O. Note. No.RTI (3)408 /2017, dt: 13.08.2018 of this office.

\*\*\*

In response to reference cited, the information on the following items pertaining to planning section is herewith furnished and the information on remaining items are already submitted by extension section of this office.

- What initiatives have taken by ministry to improve agriculture sector since 2014 to till date
- Provide details of program announce for farmers from Union Government to benefit in agriculture

RTI  
29/8/18

  
Commissioner of Agriculture  
27/8/18

To  
The Public information Officer of this office.

442  
29.8.18



## INFORMATION PROVIDED UNDER RTI ACT (2005)

### What initiatives have taken by ministry to improve agriculture sector since 2014 to till date

The following are the major initiatives taken by Ministry to improve agriculture sector since 2014 to till date:

**Pradhan Mantri Krishi Sinchayee Yojana:** The Government of India has launched the programme, Pradhan Mantri Krishi Sinchayee Yojana (PMKSY) with the motto of 'Har Khet Ko Pani'. *The major objective of PMKSY is to achieve convergence of investments in irrigation at the field level, expand cultivable area under assured irrigation, improve on-farm water use efficiency to reduce wastage of water, enhance the adoption of precision-irrigation and other water saving technologies "(More crop per drop)", enhance recharge of aquifers and introduce sustainable water conservation practices by exploring the feasibility of reusing treated municipal waste water for peri-urban agriculture and to attract greater private investment in precision irrigation system.* Under this scheme only, PMKSY- Per Drop More Crop – Other Interventions was being implemented by Agriculture Department in Telangana from 2016-17 to 2017-18 which includes Drought Proofing activities that will supplement and compliment IWMP activities. During 2018-19, it is implemented by Horticulture Department, Telangana State.

**Paramparagat Krishi Vikas Yojana:** Government of India to address the major problem of Soil Health management has proposed to promote Organic farming by implementing the "Paramparagat Krishi Vikas Yojana Scheme (PKVY)". Organic Farming is promoted in clusters of 50 acres with PGS Certification for a period of three years.

Organic Agriculture for production of agriculture products free from chemical and pesticide residues by adopting eco friendly low cost technologies. PKVY is an elaborated component under Soil Health management of major project NMSA. Under PKVY Organic Farming is promoted through adoption of organic village by cluster approach and PGS certification. Organic Farming is promoted in clusters of 50 acres with PGS Certification for a period of three years. In Telangana State PKVY Scheme is implemented in 690 clusters covering an area of 34500 acres during 2018-19 in the State. The activities like Mobilization and Group formation, Trainings and Exposure Visits, Demonstrations, Supply of inputs for preparation of Kashayam, Supply of Vermi Compost Units, Assistance will be given for hiring of Custom Hiring Centres, Assistance will be given for marketing of the Organic produce by providing packing material etc. and Supply of Bio fertilizers, Bio pesticides will be taken up.

**Soil Health Card Scheme:** Government has initiated "Soil Health Card" scheme to provide soil health card to farmers. The card contains soil nutrients status besides the information on Salinity and Alkalinity. Proper scientific crop recommendations is also made in the soil health card itself which will be explained to the farmer by the Extension personnel in the villages with a view to provide soil health status and the recommendation there for, the Government has taken up the programme as Mission mode to test all fields in a grid of 10 ha under rainfed conditions and 2.5 ha under irrigated conditions. The programme is being implemented in two cycles each two years since 2015 onwards.



**Pradhan Manthri Fasal Bhima Yojana:** As an initiative from the GoI , the Telangna Government is implementing the PRADHAN MANTHRI FASAL BHIMA YOJANA scheme from Kharif 2016 onwards to provide financial support to the farmers in the event of failure of any of the notified crop as a result of natural calamities, pests & diseases. Scheme is based on area approach and for major crop village / Panchayat will be the unit of insurance and for other crops Mandal / Group of Mandal / District as unit of insurance. However, in case of localized losses and post harvest damages the yield losses to be assessed for each affected farmer. The insurance scheme will be implemented in Telangana in (6) clusters as detailed below:

|             |   |
|-------------|---|
| Cluster- I  | Adilabad, Mancherial, Asifabad, Jayshanker, Siddipet            |
| Cluster-II  | Nirmal, Nizamabad, Kamareddy, Yadadri, Rangareddy               |
| Cluster-III | Peddapalli, Karimnagar, Jagityal, Siricilla, Jangaon            |
| Cluster-IV  | Khammam, Nalgonda, Suryapet, Sangareddy, Medak.                 |
| Cluster-V   | Bhadradi, Warangal (U ), Warangal (R), Wanaparthi, Nagarkurnool |
| Cluster-VI  | Medchal, Mahabubnagar, Jogulamba, Vikarabad, Mahabubnagar       |

- During Kharif, Rice, Jowar, Maize, Green gram, Black gram, Redgram, Groundnut, Soyabean, Turmeric crops are notified where as for Rabi, Rice, Jowar, Maize, Green gram, Black gram, Bengal gram, Groundnut, Sunflower, Chillies, Onion and Sesamum, Soyabean, Turmeric
- All farmers irrespective of category, who are borrowing crop loans for the Notified Crops from any Bank including PACS are compulsorily covered under Crop Insurance. It is optional for Non-loanee, Tenant farmers and share croppers.
- Premium payable by farmers is 2% for Kharif crop, 1.5% for Rabi crop 5% for annual commercial and horticulture crop or actuarial premium rate, whichever is less. The difference between premium payable by the farmer and actuarial rate will be shared equally by Central & State Governments towards premium subsidy.
- Under the scheme PMFBY, the loaning period and cut-off date for submission of proposal / declaration (Loanee farmers) along with premium are defined.
- The cut-off date for enrolment in the scheme and payment of premium by the non loanee farmers and submission by concerned agency are defined. The cut off dates for Kharif 2018 for Paddy is August 31<sup>st</sup> 2018 and for other crops it is 31<sup>st</sup> July 2018 and for Rabi 2018-19 the cut off dates will be declared after issue of G.O.
- The Sum Insured is equal to scale of finance of the insured crops for the loanee and non loanee farmers.
- Apart from the losses inflicted by crop damage, the provision has been made with this scheme to relieve the farmers from the losses in harvesting aftermath scenario. This scheme provides assessment of local calamities along with a list on unseasonal rain form, land slide and floods.



## **Provide details of program announced for farmers from Union Government to benefit in agriculture**

The following are the agricultural schemes implemented from Union Government in Telangana:

### **National Food Security Mission (NFSM):**

The main objective of the scheme is to increase production of rice, pulses, coarse cereals i.e., maize, Jowar, Bajra, Ragi, Korra & Sama and commercial crops i.e. cotton and sugarcane through area expansion & productivity enhancement in a sustainable manner, reduce the cost of cultivation, restoring soil fertility and productivity at the individual farm level, creation of employment opportunities and enhancing farm level economy i.e. farm profits to restore confidence amongst farmers.

Govt. of India provides 60% financial assistance for implementation of the scheme. The following are the components under NFSM- Rice, NFSM- Pulses, NFSM- Coarse Cereals and NFSM- Commercial crops-Cotton and Sugarcane.

### **National Mission on Oilseed and Oil Palm (NMOOP):**

The main objective of the scheme is to increase the production of vegetable oils sourced from oilseeds, oil palm and tree borne oilseeds.

**i) NMOOP- OILSEEDS:** To achieve the objective, the farmers are supported by providing different inputs at subsidized rates such as purchase of breeder seed, production of foundation seed, certified seed, certified seed distribution and supply of production inputs.

**ii) NMOOP- OIL PALM:** Farmers are supported by providing inputs such as supply of planting material, cultivation and maintenance cost, production input components and transfer of technology inputs components. This is being implemented by Horticulture Department.

### **National Mission on Agricultural Extension & Technology (NMAET):**

The main objective of the scheme is transfer of technology and efficient input management for better production. It is important to disseminate information about new technologies, so that the farmer is able to make use of the latest agricultural developments.

This mission is being implemented with 4 sub-missions namely i) Sub mission on Agriculture Extension, ii) Sub mission on Seed and Planting Material, iii) Sub mission on Agricultural Mechanization and iv) NeGPA.

#### **a) Sub mission on Agriculture Extension (ATMA):**

The main objective is to revitalize the Agricultural Technology Generation, Assessment, refinement and Dissemination Systems duly developing an efficient, effective, demand driven, research integrated and financially sustainable public extension system.



**b) Sub mission on Seed and Planting Material:**

**1) Seed Village Scheme:**

Seed Village Scheme ensures supply of quality certified seed of notified varieties to the farmers in time at their places at affordable prices besides ensuring quick multiplication of new seed varieties in a shorter time in that mandal /district based on the crop situation. The number of farmers for a unit of 10 ha may be minimum of 25 and also subject to a maximum of 150.

**2) Certified Seed Production through Seed Village Programmes:**

The main objective is to encourage production of certified seed in Pulses, Oilseeds fodder, green manuring seeds to improve SRR of these crops.

**c) Sub mission on Agricultural Mechanization:**

The main objective of the scheme is to increase the reach of Farm Mechanization to small and Marginal Farmers and to improve the farm power availability per ha thereby reducing the cost of cultivation.

**d) NeGPA: National e-Governance Plan**

National e-Governance Plan (NeGP-A) has been approved by GoI which is a part of Sub-Mission on Agriculture Extension (SMAE) under NMAET, NeGP-A is proposed to be implemented across the country and aims at offering Government to Citizen/Farmer (G2C or G2F), Government to Business (G2B) and Government to Government (G2G) Agricultural services in an integrated manner through the Central Agriculture Portal (CAP) and State Agriculture Portals (SAPs).

**National Mission on Sustainable Agriculture (NMSA):**

NMSA aims at promoting location specific improved agronomic practices through soil health management, conservation of Natural Resources, enhanced water use efficiency, judicious use of chemicals, crop diversification, progressive adoption of crop-livestock farming systems and integrated approaches like crop-sericulture, agro-forestry, fish farming, etc. There are four sub schemes under this national mission.

**a) Rainfed Agriculture Development Programme (RADP):**

RAD will adopt an area based approach for development and conservation of natural resources along with farming systems.

**The broad objectives of the programme are:**

- a) Increasing agricultural productivity of rainfed areas in a sustainable manner by adopting appropriate farming system based approaches.



- b) To minimize the adverse impact of possible crop failure due to drought, flood or un-even rainfall distribution through diversified and composite farming systems.
- c) Restoration of confidence in rainfed agriculture by creating sustained employment opportunities through improved on-farm technologies and cultivation practices.
- d) Enhancement of farmers' income and livelihood support for reduction of poverty in rainfed areas.

**b. Soil Health Card Scheme:**

Government of India has launched "Soil Health Card" scheme under National Mission for Sustainable Agriculture (NMSA) with an objective to issue soil health cards every three years to all the farmers of the country so as to provide a basis to address nutrient deficiencies in fertilization practices.

**c. Soil Health Management:**

The objective is to facilitate and promote Integrated Nutrient Management (INM) through judicious use of chemical fertilizers, including secondary and micro nutrients, in conjunction with organic manures and bio-fertilizers, for improving soil health and its productivity.

**d. ParamparagathKrishiVikasYojana (PKVY):**

Government of India to address the major problem of Soil Health management have proposed to promote Organic farming by implementing the "Paramparagath Krishi Vikas Yojana Scheme" with the objective of sustainable and ecofriendly model of chemical residue free agricultural production.

**Rashtriya Krishi Vikas Yojana (RKVY):**

Govt. of India launched an additional Central Assistance scheme in the year 2007-08 during XI plan period i.e., Rashtriya Krishi Vikas Yojana (RKVY) to incentivize States to draw up plan for agriculture sector more comprehensively, taking agro climatic conditions, natural resource issues and technology into account by integrating Agriculture, Horticulture, Animal Husbandry, Fisheries and other allied sectors. RKVY aims at achieving and sustaining desired annual growth during XII Plan period by ensuring Holistic Development of Agriculture and Allied Sectors to achieve 4% annual growth.

**PradhanMantriKrishiSinchayeeYojana (PMKSY):**

The main objective of the PMKSY is to achieve convergence of investments in irrigation at field level and enhance the physical access of water on the farm and expand cultivable area under assured irrigation.

*(This scheme is being implemented by Horticulture department from 2018-19).*

  
Commissioner of Agriculture  
27/8/18

GOVERNMENT OF TELANGANA  
DEPARTMENT OF AGRICULTURE

From:  
Sri K.Siva Prasad, M.Sc.(Ag.),  
Dy. Director of Agriculture (PIO),  
O/o C&DA, Telangana, Hyderabad.

To:  
Sri Kareem Ansari,  
Yugantars (W37SKPSC),  
3-4-142/6, Barkatpura,  
Hyderabad,  
Pin No.500027.

Letter No.RTI (3)389/2018, Dt:07.09.2018.

Sir

Sub: RTI ACT-2005-Request to provide information as sought by  
Sri Kareem Ansari, R/o Hyderabad – information  
furnished -Reg.

Ref: 1. The Dept. of Agriculture, Cooperation & Farmers Welfare,  
Ministry of Agriculture and Farmers welfare, Shastri Bhavan,  
New Delhi along with online application of Sri Kareem Ansari,  
R/o Hyderabad, Dt: 20.06.2018.

2. U.O.Note.Credit/11/2015, Dt: 18.08.2018 of the  
Extension section of this office.

3. U.O.Note.No.Plg.(4)8/2016, Dt: 27.08.2018 of the Planning  
section.

\*\*\*\*\*

With reference to your letter 1<sup>st</sup> cited, it is to inform that the information  
received vide reference 2<sup>nd</sup> and 3<sup>rd</sup> cited is forwarded herewith.

Encl: (As above)

Yours faithfully

*E. Suma*  
2/9/18  
Public Information Officer &  
(DDA Seeds)

*2/9/18*



No.Credit/11/2015

O/o Commissioner & Director of Agriculture

Dt: 13-8-2018

Telangana, Hyderabad

**U.O NOTE**

Sub: RTI Act 2005- Information sought by Sri.Kareem Ansari, R/o  
Hyderabad- Information furnished - Reg.

Ref: U.O Note No. RTI (3) 408/2018 dt:13.08.2018 of this office.

\*\*\*\*\*

It is to inform that the following information is furnished

1. District wise no of farmers suicides information is enclosed.
2. The no of farmers who applied for crop loans is furnished in annexure.
3. No of farmers got loans is furnished in annexure.

*Suthi*  
*Ks/18*  
Dy. Director of Agriculture (Extn)

To,  
The RTI section of this office.

439  
29-8-18

ATI  
29/8/18

**Statement showing the details of farmers suicides in  
Telangana State from 2-6-2014 to 30-11-2017 year wise**

| S.No | Name of the District  | 2014       | 2015       | 2016       | 2017      | Total       |
|------|-----------------------|------------|------------|------------|-----------|-------------|
| 1    | <b>Adilabad</b>       | 13         | 31         | 16         | 3         | 63          |
| 2    | Mancherial            | 0          | 1          | 1          | 0         | 2           |
| 3    | Nirmal                | 3          | 10         | 7          | 1         | 21          |
| 4    | KB Asifabad           | 3          | 5          | 1          | 0         | 9           |
| 5    | <b>Nizamabad</b>      | 0          | 12         | 4          | 0         | 16          |
| 6    | Kamareddy             | 0          | 8          | 3          | 0         | 11          |
| 7    | <b>Karimnagar</b>     | 8          | 25         | 11         | 1         | 45          |
| 8    | Jagityal              | 0          | 3          | 5          | 2         | 10          |
| 9    | Peddapalli            | 0          | 6          | 1          | 1         | 8           |
| 10   | Siricilla             | 11         | 13         | 1          | 0         | 25          |
| 11   | <b>Khammam</b>        | 7          | 17         | 14         | 0         | 38          |
| 12   | Kothagudem            | 3          | 6          | 2          | 0         | 11          |
| 13   | <b>Medak</b>          | 6          | 15         | 1          | 0         | 22          |
| 14   | Sangareddy            | 53         | 48         | 14         | 0         | 115         |
| 15   | Siddipet              | 30         | 37         | 18         | 3         | 88          |
| 16   | <b>Mahabubnagar</b>   | 29         | 27         | 7          | 0         | 63          |
| 17   | Nagarkurnool          | 21         | 7          | 2          | 0         | 30          |
| 18   | Wanaparthy            | 4          | 14         | 6          | 0         | 24          |
| 19   | Gadwal                | 0          | 4          | 1          | 0         | 5           |
| 20   | <b>Nalgonda</b>       | 52         | 60         | 55         | 2         | 169         |
| 21   | Suryapet              | 1          | 6          | 2          | 0         | 9           |
| 22   | Yadadri               | 6          | 15         | 6          | 6         | 33          |
| 23   | <b>Rangareddy</b>     | 21         | 45         | 11         | 3         | 80          |
| 24   | Medchal               | 0          | 0          | 0          | 0         | 0           |
| 25   | Vikarabad             | 14         | 36         | 19         | 6         | 75          |
| 26   | <b>Warangal ( R )</b> | 17         | 15         | 1          | 0         | 33          |
| 27   | Warangal (U)          | 35         | 20         | 6          | 0         | 61          |
| 28   | Bhupalapally          | 0          | 6          | 0          | 0         | 6           |
| 29   | Janagoan              | 1          | 10         | 1          | 0         | 12          |
| 30   | Mahabubabad           | 0          | 2          | 2          | 1         | 5           |
|      | <b>Grand Total</b>    | <b>338</b> | <b>504</b> | <b>218</b> | <b>29</b> | <b>1089</b> |



## ANNEXURE

| <b>Statement showing the details of Crop Loan Disbursement during last (4) years in<br/>Telangana State</b> |         |              |                 |                 |               |                |         |
|---|---------|--------------|-----------------|-----------------|---------------|----------------|---------|
| S.No  | Year    | Season       | Target          | Achievement     | Percentage    | No. of Farmers | Remarks |
| 1   | 2014-15 | Kharif       | 12389.70        | 7816.84         | 63.09%        | 1393301        |         |
|   |         | Rabi         | 6328.25         | 10603.04        | 167.55%       | 1389248        |         |
|   |         | <b>Total</b> | <b>18717.95</b> | <b>18419.88</b> | <b>98.41%</b> | <b>2782549</b> |         |
| 2   | 2015-16 | Kharif       | 18092.68        | 12938.74        | 71.51%        | 2222504        |         |
|   |         | Rabi         | 9707.48         | 10461.58        | 107.77%       | 1422438        |         |
|   |         | <b>Total</b> | <b>27800.16</b> | <b>23400.32</b> | <b>84.17%</b> | <b>3644942</b> |         |
| 3   | 2016-17 | Kharif       | 17460.81        | 15205.40        | 87.08%        | 2250714        |         |
|   |         | Rabi         | 11640.00        | 11077.00        | 95.16%        | 1352715        |         |
|   |         | <b>Total</b> | <b>29100.81</b> | <b>26282.40</b> | <b>90.32%</b> | <b>3603429</b> |         |
| 4   | 2017-18 | Kharif       | 23851.5         | 21731.16        | 91.11%        | 2620789        |         |
|   |         | Rabi         | 15901           | 7261            | 45.66%        | 350047         |         |
|   |         | <b>Total</b> | <b>39752.5</b>  | <b>28992.16</b> | <b>72.93%</b> | <b>2970836</b> |         |

*Sathu*  
Dy. Director of Agriculture (Adi)

NO. RTI (3) 389/18

No.Plg(4)8/2016  
Dt: .08.2018

O/o Commissioner of Agriculture  
Telangana, Hyderabad.

U.O.NOTE

**Sub:** RTI ACT 2005 –Request to provide information as sought by Sri. Kareem Ansari,  
R/o. Hyderabad –Information – Requested - Reg.


**Ref:** U. O. Note. No.RTI (3)389 /2017, dt: 13.08.2018 of this office.

\*\*\*

In response to reference cited, the information on the following item pertaining to planning section is herewith furnished and the information on remaining items are already submitted by extension section of this office.

❖ **So far government announce lots of schemes according to department knowledge which scheme performance is good on field.**

All the schemes are implemented to benefit the farming community. Each and every scheme is having its own importance at field with different objectives and all schemes cater different needs of farmer which aide in cultivation. The ultimate aim of all schemes to enhance yields of crops and thereby increasing production which inturn, fetches high farm income. Thus, all schemes performance is good on field.

  
Commissioner of Agriculture  
23/8/18

To  
The Public information Officer of this office.

443  
29.8.18